

### Summary of Car Spaces

Carparking Level 1 (See Sheet 1/3)	175
Carparking Level 2 (See Sheet 2/3)	194
Carparking Level 3 (See Sheet 3/3)	198
<b>Total Space:</b>	<b>567</b>

### Information Schedule

<u>Carparking Level 1</u>	175
---------------------------	-----



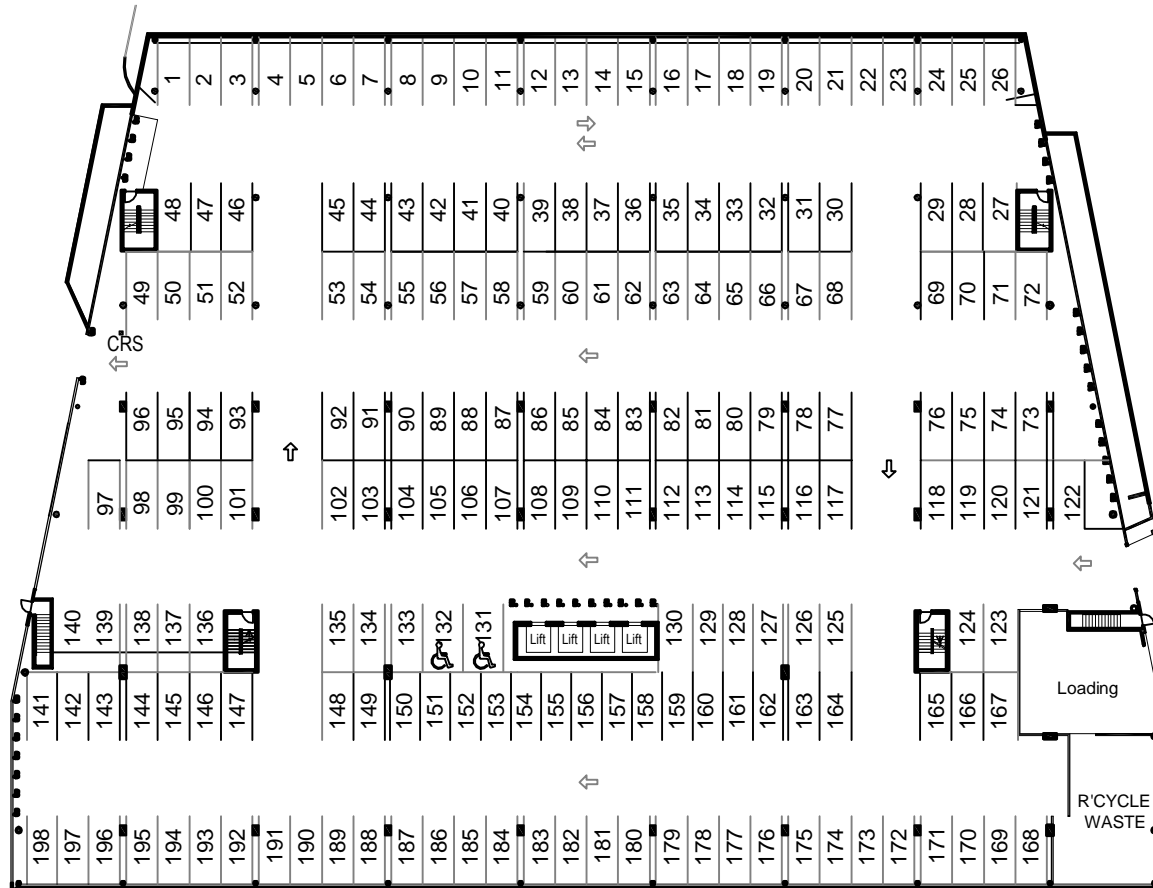
**Disclaimer:** This plan has been prepared for marketing purposes only. Interested parties should undertake their own enquiries as to the accuracy of the information. Areas are approximate and dimension rounding may result in area discrepancies.

Plan Prepared for: **PRESIDA**  
Building Strength

**CARPARKING LEVEL 1**  
7 - 9 Irvine Place,  
Bella Vista, NSW

Date: 12/12/2011    Rev: A  
Ref: 40289CLA    Sheet: 1/3  
Scale: 1:600 at A4

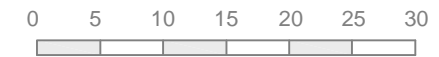
sdney    canberra    melbourne    brisbane    adelaide    perth  
**REALSERVE**    P 02 9629 9377  
Real Estate Plans & Surveys    F 02 9475 5050  
www.realserve.com.au



**Information Schedule**

Carparking Level 3

194



**Disclaimer:** This plan has been prepared for marketing purposes only. Interested parties should undertake their own enquiries as to the accuracy of the information. Areas are approximate and dimension rounding may result in area discrepancies.

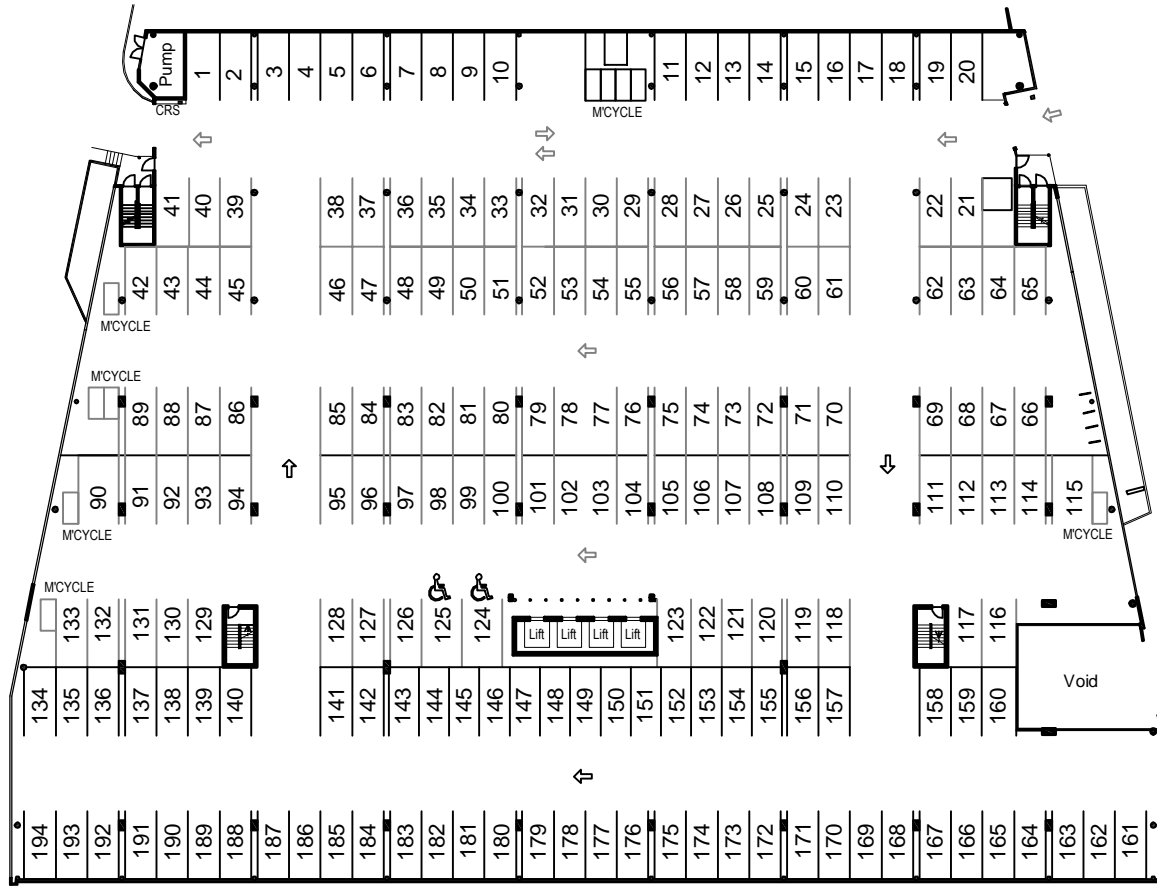
Plan Prepared for:



**CARPARKING LEVEL 3**  
7 - 9 Irvine Place,  
Bella Vista, NSW

Date: 12/12/2011    Rev: A  
Ref: 40289CLA    Sheet: 3/3  
Scale: 1:600 at A4

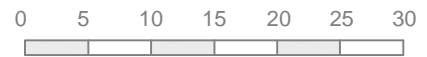
sdney    canberra    melbourne    brisbane    adelaide    perth  
**REALSERVE**  
Real Estate Plans & Surveys    [www.realserve.com.au](http://www.realserve.com.au)  
P 02 9629 9377  
F 02 9475 5050



**Information Schedule**

Carparking Level 2

198



**Disclaimer:** This plan has been prepared for marketing purposes only. Interested parties should undertake their own enquiries as to the accuracy of the information. Areas are approximate and dimension rounding may result in area discrepancies.

Plan Prepared for:

**CARPARKING LEVEL 2**  
 7 - 9 Irvine Place,  
 Bella Vista, NSW

Date: 12/12/2011	Rev: A
Ref: 40289CLA	Sheet: 2/3
Scale: 1:600 at A4	

sdney canberra melbourne brisbane adelaide perth

Real Estate Plans & Surveys [www.realserve.com.au](http://www.realserve.com.au)

P 02 9629 9377  
 F 02 9475 5050